

Post Installation Guide

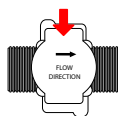


1. METER INSTALLATION

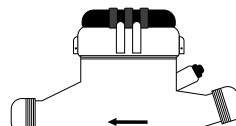
A. Check that meters are installed in the correct orientation to the water flow.

B. If meters are installed vertically, confirm that a Non-Return-Valve (NRV) is installed after the submeter

A.



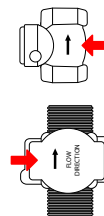
TSN1



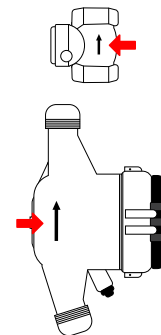
TSBR

Arrows indicate water flow direction.

B.



TSN1




TSBR

2. METER POWER

Check that there is power to the meter. When plugged in, the bulb will illuminate for 10 seconds.

Unplug and plug in the meter to check for the blue light. It is okay if the flash is dull, meter is still functional.



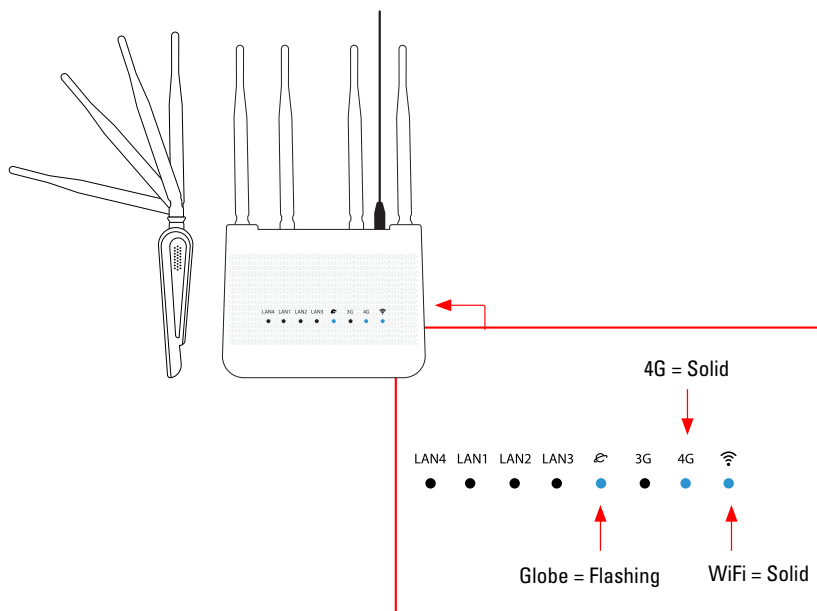
Blue light flashes when plugged in.

3. ROUTER POWER & WIFI

Check that the router is plugged in and showing the correct lights. WiFi light and 4G light should be solid. The globe light should be flashing. Antennas should be adjusted to different positions as shown.

If the lights do not look like the example to the right, please unplug the router, wait 10-15 seconds, and plug back in. Wait roughly 1 minute for all the lights to come back on. If they come back on, problem has been resolved, if they do not, please notify True Submeter.

To confirm that router was not reset to factory settings, please confirm on a mobile device that "TrueSubmeter" shows up as a WiFi option.



CONTINUE TO NEXT PAGE



612-433-2239

15105 Minnetonka Ind. Rd. STE 222
Minnetonka, MN 55345

SUPPORT@TRUESUBMETER.COM



TRUE SUBMETER
Water Submetering Solutions

Post Installation Guide



4. CHECK YOUR ACCOUNT

Once steps 1-3 are confirmed, please log into your truesubmeter.com account and navigate to the “invoices” tab. Here you will see live usage. Please run water for ~10 seconds then turn off for ~10, continuously refreshing your account until you see usage. This could take up to 15 separate “usages” for data to populate. If you see data, system is successfully set up.

UNIT ADDRESS	PROPERTY	GALLONS	AMOUNT	ACTION
<input type="checkbox"/> 16958 123 Main St Unit A	123 Main St.	740.56	\$23.31	
<input type="checkbox"/> 16959 123 Main St Unit B	123 Main St.	656.01	\$22.46	
<input type="checkbox"/> 16960 123 Main St Unit C	123 Main St.	694.25	\$22.84	
<input type="checkbox"/> 16961 123 Main St Unit D	123 Main St.	706.25	\$22.96	

5. CONTACT US

If you do not see data after 15 separate usages, and steps 1-3 are still confirmed correct, contact your True Submeter representative or our support team at support@truesubmeter.com | 612-433-2234.

**THANK YOU FOR USING TRUE SUBMETER AS YOUR
WATER SUBMETERING SOLUTION.**

612-433-2239

**15105 Minnetonka Ind. Rd. STE 222
Minnetonka, MN 55345**

SUPPORT@TRUESUBMETER.COM



TRUE SUBMETER
Water Submetering Solutions